



Volume 25 No.3

March 2021

President – Bob Brown Vice President – Tony Grenis
Secretary - Barry Brandt Treasurer - Ron Cirincione

Editor: Carl Hagen Email: cehagen52@gmail.com
Co-Editor: Jack Ernst Email: jckernst@gmail.com

Website: www.tvwoodworkers.com

Calendar of Events

March 20	Board Meeting	Zoom	8:00 AM
April 4	General Meeting	TBD	7:00 PM
April 6	Wood Cutting	POA Yard	
April 24	Board Meeting	Zoom	8:00 AM

Board Meeting Highlights

We held our second ZOOM Board meeting on February 20. We had 18 members including the board in attendance. The following items were discussed and, as appropriate, acted upon.

Treasurers' Report The current budget has \$1858.62 in the Club Operations Fund, \$174.52 in the Wood Operations, \$5901.41 in the Kiln Reserve Fund, \$6259.19 in the General Reserve Fund, \$0 in TFT Fund, \$275.00 in the Charity Fund for an ending

Balance of \$14,468.74. Other than the \$2030 taken in from membership dues, there hasn't been much activity in the budget for this month.

Membership The club currently has 224 members. 132 members have renewed their membership for this year while we have not received renewal from 80 members.

Secretary's Report All communications have been going well.

Community Service Projects The club currently has two active projects. One is the building of cabinets at the Loudon County Court House and the other is building bookcases for the Vonore Historical Society. Boards for the Court House cabinets have been cut from the chard beams. T. Lewis made some book stands for the TV library.

B. Brown has received a request for alterations to a current wheelchair ramp. He will arrange for changes to be made next week.

Programs The March General Meeting will feature a selected video from the Woodworkers Guild of America. The theme for this year's Spring Challenge will also be announced.

Newsletter Nothing new to report but thanks were given to those who contributed articles and projects.

Kiln Status The kiln is full and moisture content is down to 50%. The drying cycle should be completed at the beginning of April. Load consists of 210 bf of hickory, 254 bf of red oak, 242 bf of white oak and 15 bf of walnut; some boards vary in thickness.

Wood Sale When wood in kiln is dry.

Wood Cutting R. Pierce reported that he has found a back-up sawyer. April 6 has been scheduled for the next cutting. It was noted that the quality of the last cutting was questionable probably due to using dull blades. B. McKeel will convey our concerns to Jason.

R. Mannarino will follow-up with the tree service company who cutting down a neighbor's hickory tree, to deliver it to the POA yard. B. McKeel will make a contact to have some poplar logs delivered to the POA yard and B. Nance is hauling three cedar logs to milling pad on Monday.

B. Barbre volunteered to contact "Jason 72" by the first of March to see what boards are available from his inventory that the club might be interested in selling to club members. Club would be primarily interested in maple, cedar and walnut.

B. Brown will contact Bob Ragan concerning his lumber that he is willing to donate to the club to be used primarily for community service projects. A smaller portion of the boards can be sold to club members. Regardless of the use, all boards used will reimburse the club treasury at \$1/bf.

Nominating Committee: B. Brown will organize the current Board plus D. Hoffmann to serve as the nominating committee to find replacements for the following club positions: Vice President, Secretary and Treasurer. The committee also needs to fill openings on several committees.

Tool Sale: T. Ringenbach announced a big tool sale has been schedule for Friday, March 26. All tools and equipment are from B. Peterson, a longtime member and past President.

Our Place Project: B. Fagerlin has received drawings for all the woodworking needs for the construction of Our Place. The request includes benches, cabinets,

shelving and tables. The club's first priority will be making benches for the Legacy Area. R. Cirincione offered a design and D. Hoffmann volunteered to work with Bob to create several designs for an appropriate bench. It was noted that funds from the club's Charitable Fund account can be used to purchase lumber and hardware for this project.



New Woodworkers Ball Cap on Sale for \$12.50; contact Barry Brandt

General Meeting

We held our second ZOOM general meeting on March 4th. There were about 28 members in virtual attendance.

Board members presented information on their respective areas of responsibility.

The program consisted of a video from the Woodworkers Guild of America titled "How to Sharpen A Bench Chisel: Whetstone".

A number of members presented their projects during Show and Tell.



Norm Coe – Table in Progress



Bob Fagerlin Table




Bob Fagerlin Bowl



Tony Grenis - This table is similar to the first one with two slabs of dawn redwood joined together with a "river" routed out. The bottom of the river is painted a light blue and filled with a light blue epoxy. It ends up looking like a topographical map of a river. Same type of base as the first but made from poplar.



Tony Grenis - This table top is made from Granadillo, a Central American tree. Table is extremely heavy, maybe 250 pounds. The base is walnut stained with an orange dye to get it closer in color to the top.



Tony Grenis – Closeup of the "river"



Dick Hoffman – Inlaid Lid of Box



Dick Hoffman – Carved Lid of Box



Dick Hoffman – Model

TV Woodworkers Email

One of the Tellico Village Woodworkers Club benefits are the many tool and product offerings made available to our membership. When we receive an offer or request on the Club's email, it is evaluated and, if appropriate, it is "Blind Copy" forwarded to the membership.

If you are interested in the offering or request, please do not reply to the Club email. It will not go back to the person making the offer or request. Email or call the person directly.

Also, if you are offering to sell a tool or product, or make a request, please advise when the item(s) are sold, or the request fulfilled, so we can advise the membership.

From Our Members' Shops



Marty Shoffner - 10 drawer walnut jewelry/keepsake box. The drawer front is book matched spalted hackberry. The drawers were lined with different colored felt. The curved sides were made with the Convex Curve Cutter®



Ron Comtois – small winged ambrosia maple bowl with cherry lid and ebony filial gloss sprayed lacquer




Stu McFadden - vase made with walnut and cherry, inlaid dragonfly is purple heart and lacewood



Dick Hoffman - 5 half bowls made from spalted maple, walnut, cherry, yellow heart, and red oak. Ebony accents and finished with poly



Dave Breen – With 5/4 red oak from Lloyd Donnelly and Jim Mattavi, table with 1 inch top and special lags to match son's existing desk



Dennis Smith – serving board of maple, cherry, walnut, and padauk

Did You Know?

Granadillo is known in Central America as “the wood that sings” and has been considered a viable alternative to rosewood since its export ban from Brazil. An extremely dense wood that finishes well, it is popular for use in guitars and pool cues.

Community Service Project

Ramp completion at the end of

February by club members

Thom Lewis

Vince Evans

John Seinar

Bob Brown



Randy Schwerdt - baby doll cradle made for his granddaughter. It is all solid cherry and finished with MinWax satin polyurethane spray.



Tips and Tools

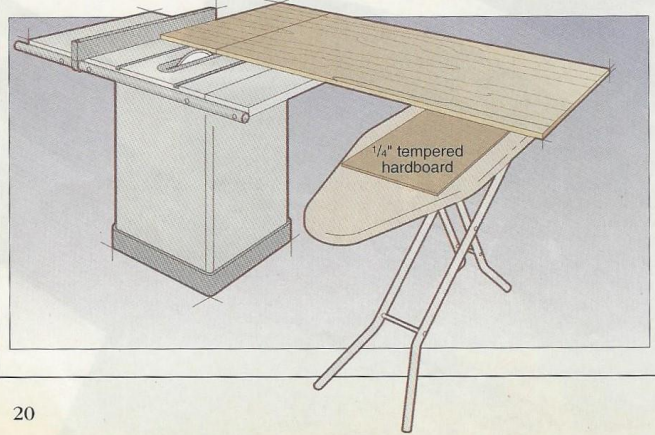
I doubt many of our club members would ever consider doing this, but here is a tip courtesy of Dennis Smith from an old woodworking magazine. Wonder what his wife would think...

Ironing board steadies long workpieces

When crosscutting a long piece of stock or sheet goods on a tablesaw, I use a handy substitute for expensive roller stands—an ironing board. The legs on most ironing boards adjust to the height of a tablesaw. I put a piece of 1/4" tempered hardboard on top

of the ironing board to give the workpiece a slick surface to ride on and to protect the fabric cover on the ironing board. Don't attempt this technique with heavy workpieces that might tip over the ironing board.

—Frank Lucca, Saratoga, Calif.



20



A more practical tip: Use spray adhesive to attach sandpaper to PVC pipe to sand perfect concave curves.

Outside diameter of common pipe sizes:

1/2" ID = 7/8" OD

3/4" ID = 1" OD

1" ID = 1-1/4" OD

1-1/4" ID = 1-5/8" OD

1-1/2" ID = 1-7/8" OD



Tellico Village Woodworkers

2021 Spring Challenge

This year our challenge is to make something that will challenge us in a unique way. The challenge is to create something that requires you to use a new skill or technique that you have not done before in your woodworking life of projects. You must create a project of some sort which is wood based.

Qualification: This challenge asks that you do something that you personally have not done before. The challenge is to challenge yourself!

Obviously, we encourage members to interact with others to learn that new skill or technique however, it is expected that the person learning the new skill must perform the new skill on the completed project without outside help.

Examples: Intarsia

Inlays

Epoxy

Marquetry

Veneering

Turning

Mortise and tendon joinery

French Polishing Carving/Whittling

Dovetails

There are many more possibilities that are available and we encourage anyone to develop something new and exciting to all to see!

Our Judging Categories:

- # Most Complex
- # Most Humorous/Comical/Entertaining
- # Biggest Stretch in learning something new
- # Most Unique
- # Best of Show

The Challenge will commence immediately with final exhibition taking place at the June 3rd General Meeting at the Yacht Club. (Assuming that we will have the ability to hold an in-person meeting)

Projects must be present to consideration of awards. Photographs of projects not present may be shown but are not eligible for awards.

We look forward to listening to your presentation at the end of the challenge.

Good luck!

Neil Wilson, Spring Challenge Lead,

Ned Miller, Programs Chairman

Dennis Smith

Programs Committee